المعداد والأعداد

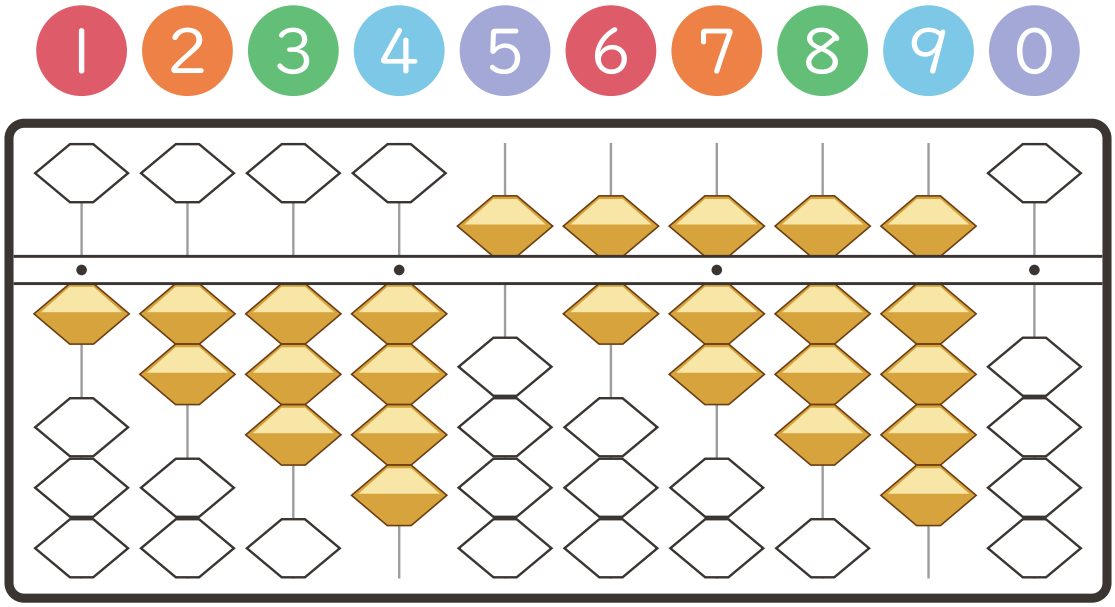



الاسم

الأعداد على المعداد

التاريخ	الاسم

هكذا نمثّل الأعداد على المعداد.

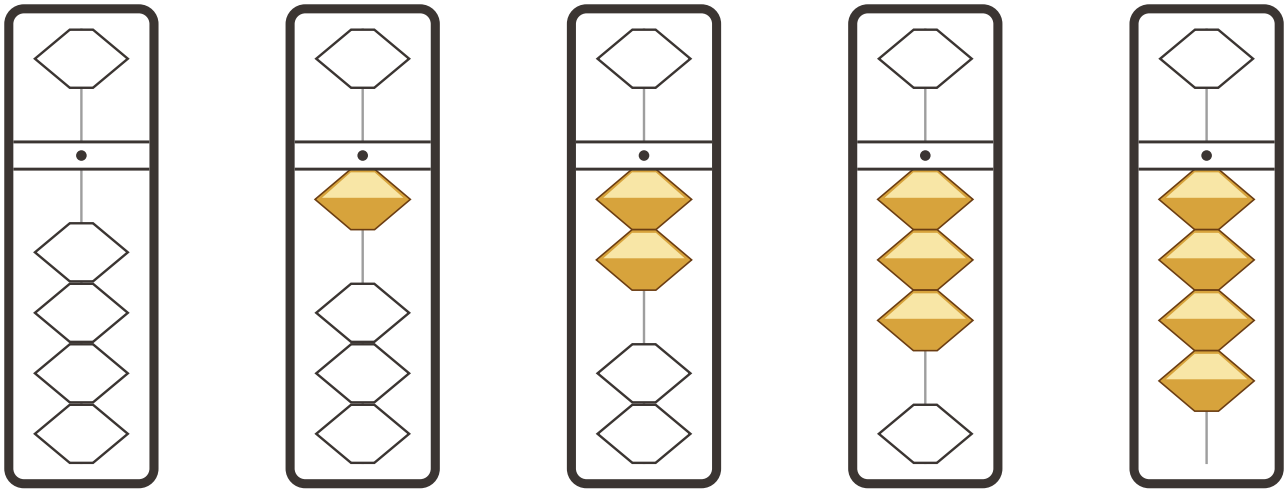

0 1 2 3 4

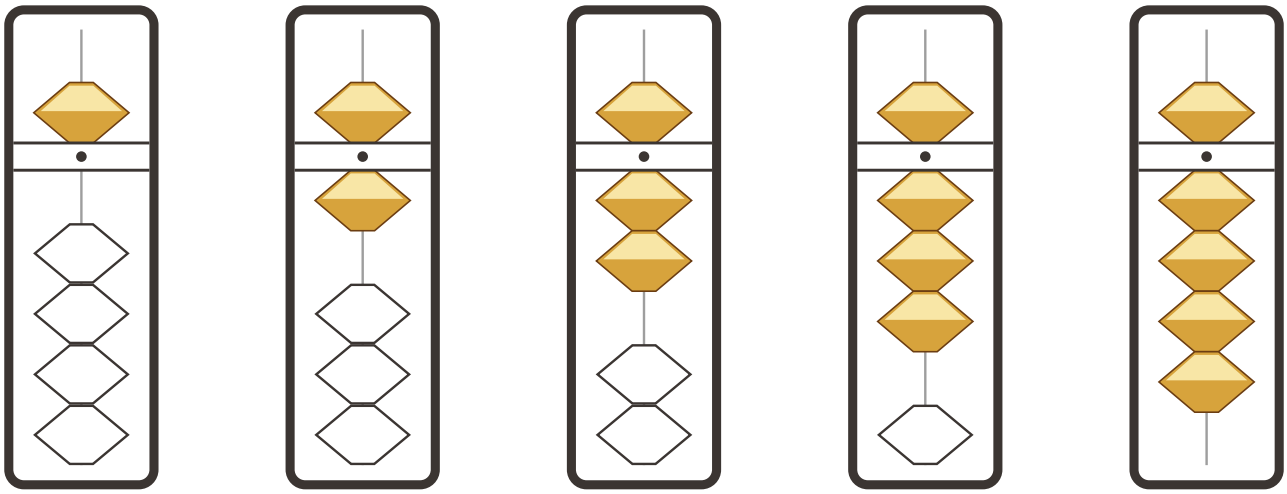

5 6 7 8 9

التاريخ | الاسم

اقرأ واكتب

اكتب بالأرقام العدد الذي يمثّله المعداد.

1

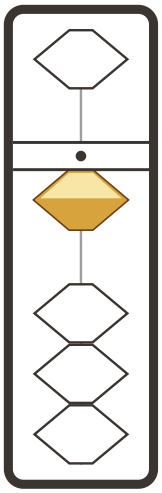

2

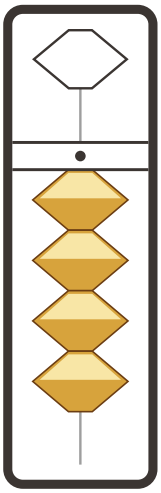

3

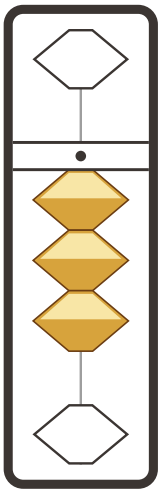

4

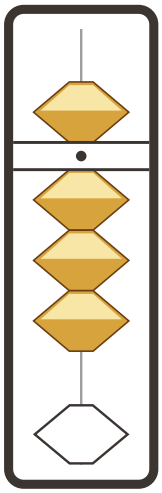

5

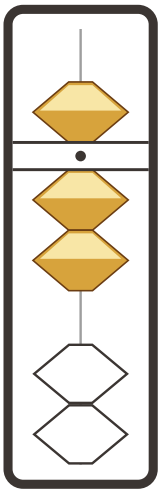

6

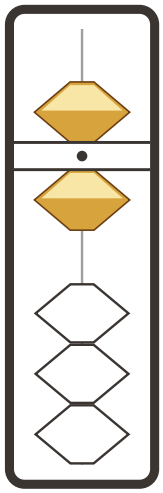

7

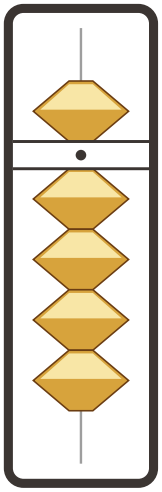

8

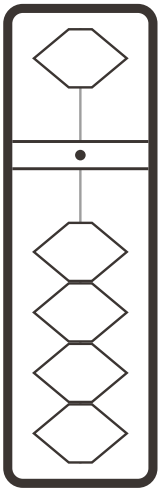

9

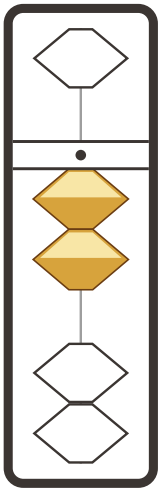

10

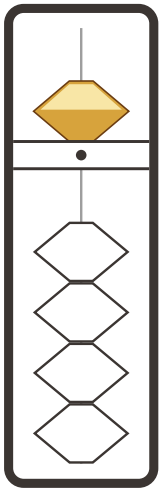

11



12

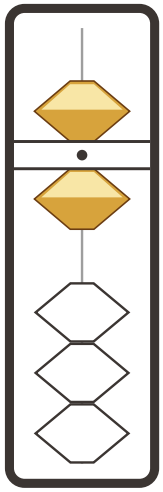

كم العدد؟

التاريخ | الاسم

ضع دائرة حول العدد الذي يمثّله المعداد.

1

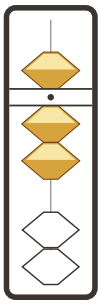

7 2 6

2

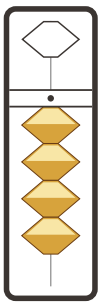

3 9 4

3

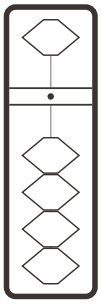

5 0 1

4

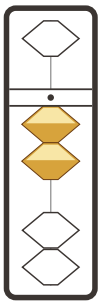

3 2 7

5

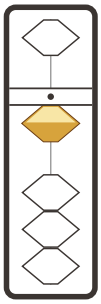

6 2 1

صِل المعداد بالعدد

صِل بخط بين كل معداد والعدد المناسب.

التاريخ

الاسم

4

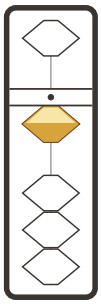

7

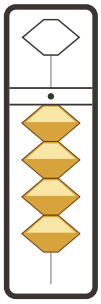

5

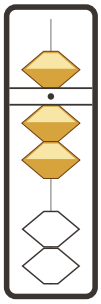

8

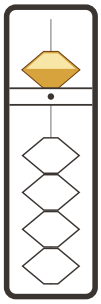

1

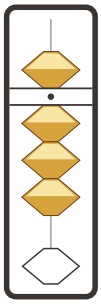

أيهما أكبر؟

التاريخ	الاسم

ارسم دائرة أسفل العدد الأكبر.

1



2



3



4



تتبّع ولوّن

مرّر القلم على الخرزات المنقطة، ثم لوّنها.

التاريخ | الاسم

1 7

2 9

3 2

4 8

5 0

6 3

7 1

8 4

9 6

10 5

11 9

12 3

لوّن الخرزات

لوّن الخرزات لتمثيل العدد.

التاريخ	الاسم

1

1

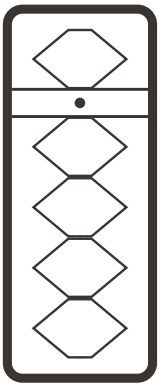

2

6



3

2

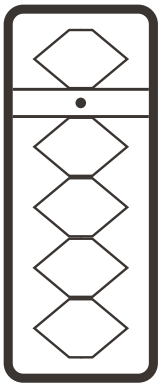

4

4

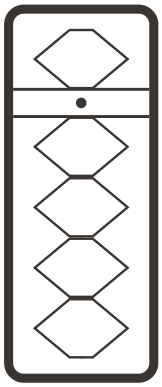

5

3

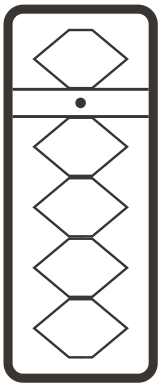

6

0

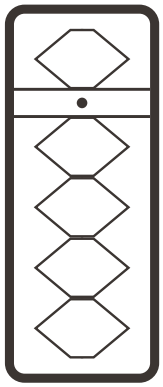

7

5

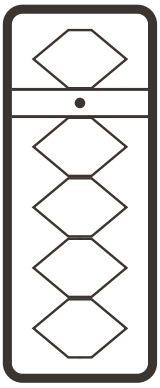

8

9

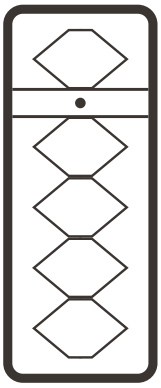

9

7

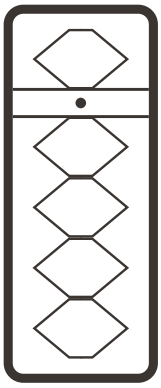

10

8

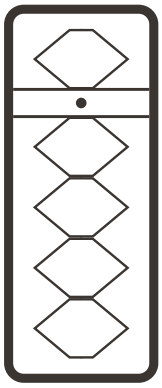

11

1

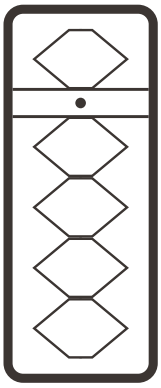

12

6

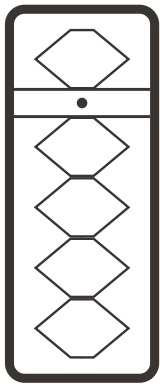

ارسم الخرزات

ارسم الخرزات ملامسة للعارضة لتمثيل العدد.

التاريخ | الاسم

1 3

2 5

3 1

4 4

5 8

6 6

7 9

8 0

9 7

10 2

11 5

12 1

الإجابات (كم العدد؟)

ضع دائرة حول العدد الذي يمثّله المعداد.

1	7	2	6
2	3	9	4
3	5	0	1
4	3	2	7
5	6	2	1

الإجابات (اقرأ واكتب)

اكتب بالأرقام العدد الذي يمثّله المعداد.

1	2	3	4	5	6
1	4	3	8	7	6

7	8	9	10	11	12
9	0	2	5	9	6

الإجابات (أيهما أكبر؟)

ارسم دائرة أسفل العدد الأكبر.

1

2

3

4

الإجابات (صِل المعداد بالعدد)

صِل بخط بين كل معداد والعدد المناسب.

4

7

5

8

1

الإجابات (لوّن الخرزات)

لوّن الخرزات لتمثيل العدد.

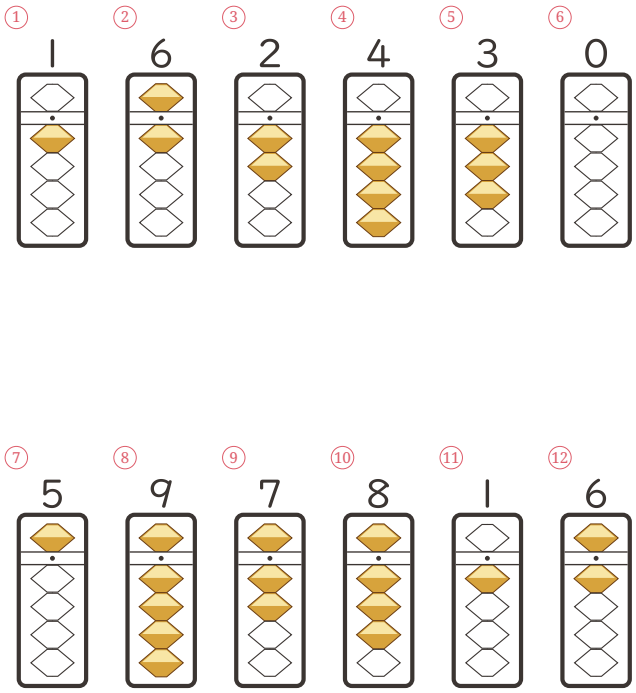

الإجابات (تتبّع ولوّن)

مرّر القلم على الخرزات المنقطة، ثم لوّنها.

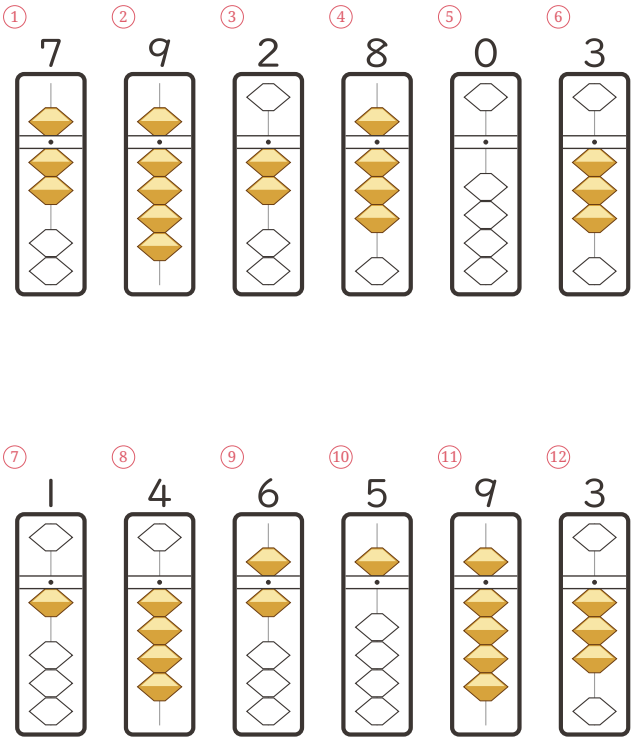

الإجابات (ارسم الخرزات)

ارسم الخرزات ملامسة للعارضة لتمثيل العدد.

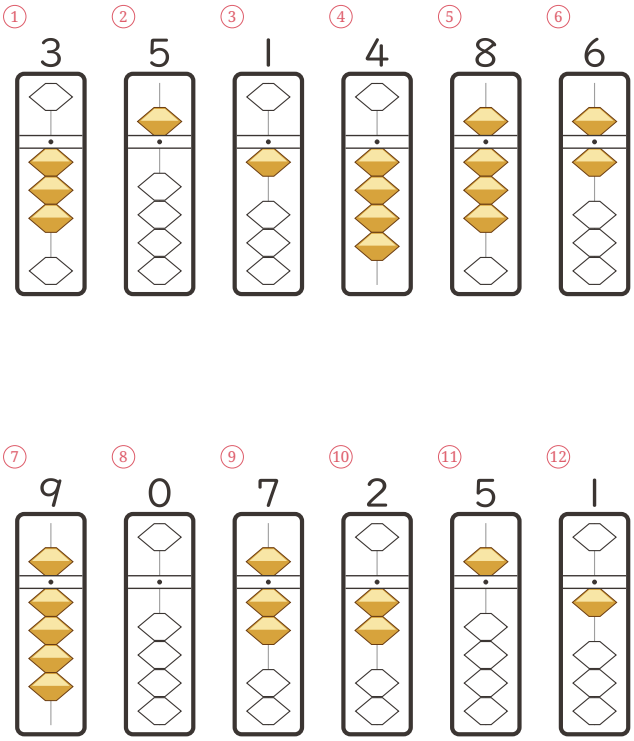



عندما تنتهي، لوّن الدائرة

1 2 3 4